



**DFSK**

By Dreams To Glory



**ACTIVE SUV**  
**GLORY 560**  
**GETS YOU FORWARD**

# ACTIVE STYLISH DESIGN

Active is what the new Glory 560 stands for.  
To be active, means to express action rather than  
standing still in mere existence.

To be active, is a trait of the young or the young at  
heart as well.

This is the reason why the new Glory 560, the Active  
SUV, is a perfect companion for us who actively strive  
for betterment.



Hawk Eye Shaped Headlamp

LED Daytime Running Light

Rear Fog Lamp

17" Sporty Two-Tone Alloy Wheel



Sporty Wing Shaped Grille



Shark Fin Antenna



Sporty Roof Rail



Wheelbase : 2690mm

Length : 4515mm



Width : 1815mm

Height : 1735 mm

# FLAWLESSLY ACTIVE DRIVING EXPERIENCE



8" Smart Screen A / V System with Floating Display




Push Start-Stop Button



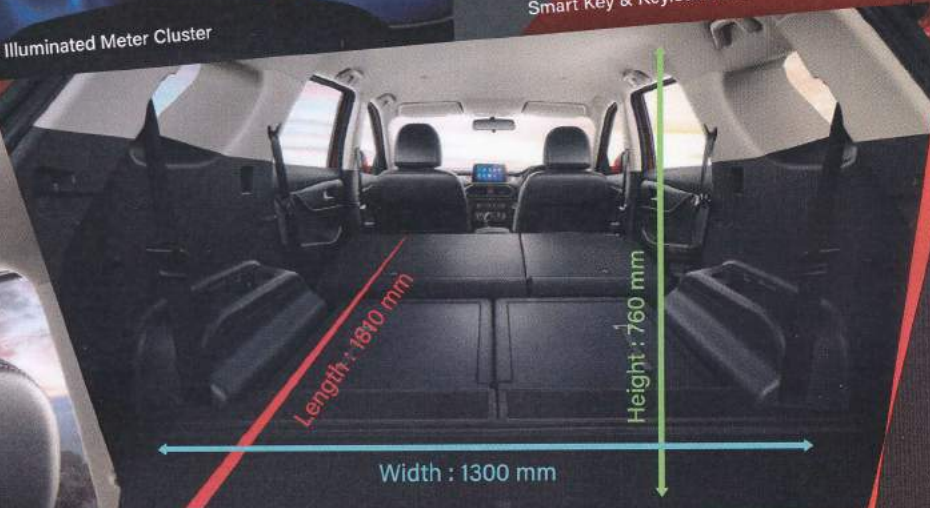
Blue Illuminated Meter Cluster



Smart Key & Keyless Entry



Spacious 7 Seats Cabin



### Ergonomic Leather Seat

Ergonomic leather seat designed to give a more comfortable experience in long term driving. Excellent quality leather, with red stitches.

### Premium Dashboard with Soft Finish

The only soft and high quality material in its class that delivers elegant and premium effects.

### Flexible & Adjustable Space Configuration

Adjustable seats that can be laid flat, to create a bigger cargo space to suit your every need.

# SMART SAFETY AND SECURITY



HHC (Hill Hold Control)




ESP (Electronic Stability Program)



Dual Airbag Protection System



EPB (Electric Parking Break)



4 Disc Brakes



Alarm System



Immobilizer

# ROBUST ACTIVE PERFORMANCE



## COLOR OPTION



● Glorious Metallic Red



● Elegant White



● Champagne Silver



● Phantom Black



### 1.5L Turbocharged Engine

Turbo technology engine that provides stronger power with lower engine speed.



### CVT

CVT transmission that provides a smooth driving experience and results in efficient use of fuel.

SPECIFICATION	B - type		C - type		L - type	
	1.5L Turbo 6M/T	1.5L Turbo 6M/T	1.5L Turbo 6M/T	1.5L Turbo CVT	1.8L CVT	
<b>WEIGHT &amp; DIMENSIONS</b>						
Length x Width x Height	(mm)		4,515 x 1,815 x 1,735			
Wheelbase	(mm)		2,690			
Track / Front / Rear	(mm)		1,540 / 1,530			
Curb Weight	(kg)		1,480		1,460	
Total Weight	(kg)		2,005		1,985	
<b>ENGINE</b>						
Engine Model	SFG15T-01		SFG15T		SFG18	
Engine Type	Turbocharged				Naturally Aspirated	
Displacement	(cc)		1,498		1,796	
Max Power	(kW/ps/rpm)		110 / 150 / 5,600		102/139/6,000	
Torque	(Nm/rpm)		230 / 1,800 - 4,000		220 / 1,800 - 4,000 187/3,600 - 4,200	
Transmission	6M/T				CVT	
Fuel Tank Volume	(l.)		50			
<b>CHASSIS</b>						
Drive Mode	Front Wheel Drive					
Suspension	Front / Rear		MacPherson strut / Multi-link Coil Spring			
Brake System	Front / Rear		Disc Brake			
Steering	Electric Power Steering					
Tire	215 / 60 R17					
<b>EXTERIOR</b>						
LED Daytime Running Light					•	
Rear Windshield Wiper					•	
Foglamp	Front / Rear		•			
Frameless Front Windshield Wiper			•			
Sporty Roof Rail			•			
Tyre	17" steel wheel	17" Bright Silver Alloy Wheel	17" Sporty Two-tone Polished Alloy Wheel			
Antenna	Short Rod		Shark Fin			
<b>INTERIOR</b>						
Seat	5		7			
Soft Panel Dashboard			•			
Interior Color			Black			
Leather Steering Wheel			•			
Multi Information Display			•			
6-way Adjustment	Driver Seat		•			
4-way Adjustment	Front Passenger Seat		•			
60 / 40 Folding 2nd Row Seats			•			
Front Central Armrest			•			
2nd Row Central Armrest			•			
Leather Cushion on Front / Rear Door Armrest			•			
Multi-function Steering / Tilt Steering Wheel			•			
Seat Material	Fabric		Leather			


SPECIFICATION	B - type		C - type		L - type	
	1.5L Turbo 6M/T	1.5L Turbo 6M/T	1.5L Turbo 6M/T	1.5L Turbo CVT	1.8L CVT	
<b>INTELLIGENT FEATURES</b>						
GPS Navigation					•	
Keyless Entry + Push Start Button					•	
Double Blower with Rear Control Panel					•	
HD Floating Touch Screen Audio System					•	
Auto Down Power Window					Driver Seat	
Remote Window Up / Down					•	
Remote Central Door Lock					•	
Speed - Sensitive Auto Lock					•	
Crash Auto - unlocking					•	
Outer Rearview Mirror Power Adjustment					•	
Auto Power Folding Outside Mirror					•	
<b>SAFETY</b>						
Electronic Brake Assist (EBA)					•	
Traction Control System (TCS)					•	
Electronic Stability Program (ESP)					•	
Hill Hold Control (HHC)					•	
Parking Sensor					•	
Rear view Camera					•	
Airbag					2 Airbags - Front	
Seat Belt Reminder					Driver and Passenger Seat	
Electronic Parking Brake (EPB)					•	
ABS + EBD					•	
Engine Immobilizer					•	
Alarm System					•	


Note: "•" stands for standard, "-" stands for not available.


All the technical parameters and equipment details in this table are limited to the current status of the products. Any update of the product or revision to the equipment shall be included in our further notice.


## PT. SOKONINDO AUTOMOBILE

Jl. Raya Industri Modern Cikande, Kav. 30C Desa Barengkok, Serang,  
Banten 42186, Indonesia

 [www.dfskmotors.co.id](http://www.dfskmotors.co.id)

 DFSK Motors Indonesia

 dfskindonesia

 dfskmotorsindonesia